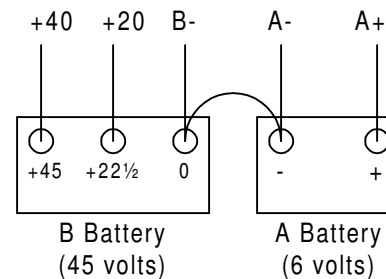
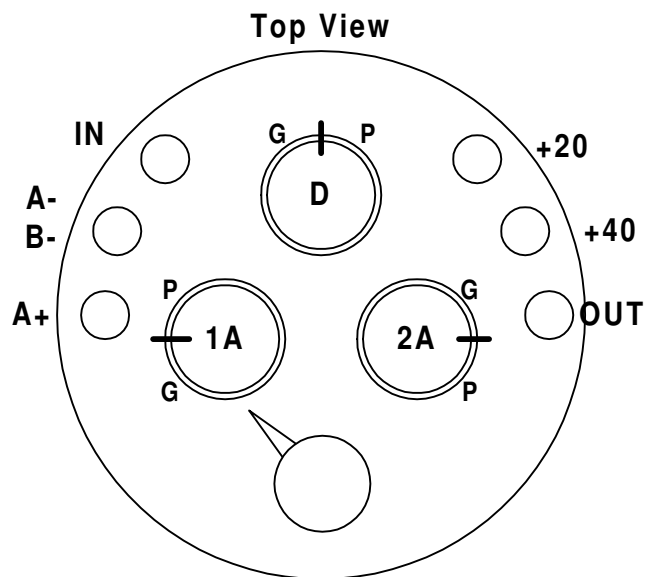
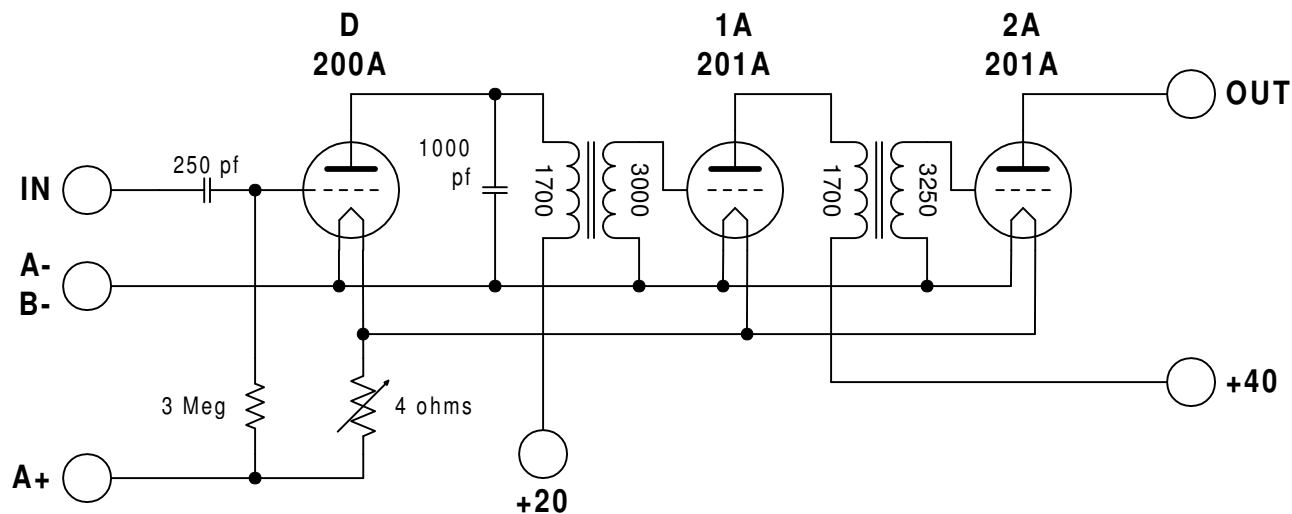


Notes:

1) This circuit is designed to use 200A & 201A tubes with 5 volt 1/4 amp filaments.



PRELIMINARY

The information presented is believed to be correct. However, it is subject to revision at any time.

All dimensions in inches All dimensions nominal.	W3NLB		(c) 2004 W3NLB All Rights Reserved
	Atwater Kent 4520 Detector 2 Stage Amp Schematic and Wiring Diagram		
Drawn by: Leigh Bassett W3NLB	FSCM NO	DWG NO AK04520SCH	REV A
Date: 12 Sep 2005	SCALE	SHEET	1 OF 1

The information herein was derived from study of several examples of this TA.